

# MadOnion.com Identity Usage Guidelines

## 1. Using the Logo

MadOnion.com and the onion icon should always appear together, never separately. The proportions and/or positions of MadOnion.com and the onion icon in relation to one another should always remain as indicated below and no additional elements or type should be added. The Minimum Print Size has been indicated below.






THE WIDTH OF THE LOGO SHOULD NEVER BE LESS THAN 30MM.



## 2. Colors

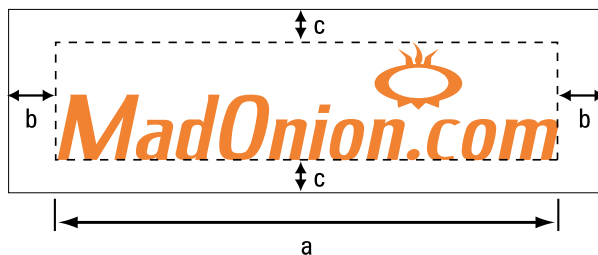
The MadOnion.com Logo should only be printed in the following colors: Orange Pantone 165 on White or White on Orange Pantone 165. The MadOnion.com Logo may also appear in Black, if the printed material is black and white.

	PANTONE	N/A	(WHITE)				
	CMYK	C: 0.0	M: 0.0	Y: 0.0	K: 0.0		
	RGB	R: 255	G: 255	B: 255			
	PANTONE	165					
	CMYK	C: 0.0	M: 60.0	Y: 100.0	K: 0.0		
	RGB	R: 255	G: 100	B: 0			
	PANTONE	BLACK					
	CMYK	C: 0.0	M: 0.0	Y: 0.0	K: 100.0		
	RGB	R: 0	G: 0	B: 0			



## 3. Margins

Whenever the Logo is used, there should be enough "white" space around it.



THE MARGINS TO THE RIGHT AND LEFT OF THE LOGO SHOULD BE AT LEAST 10% OF THE WIDTH OF THE LOGO ( $b > 0.1 * a$ ) AND THE MARGINS ABOVE AND BELOW THE LOGO SHOULD BE AT LEAST 5% OF THE WIDTH OF THE LOGO ( $c > 0.05 * a$ ).